

# HUGS & KISSES TIC-TAC-TOE

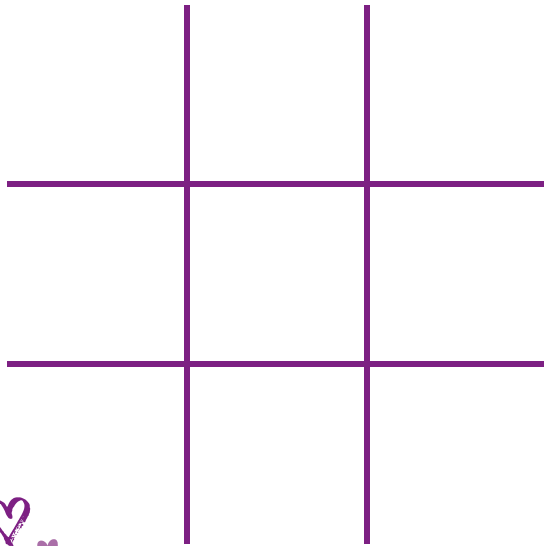
## Valentine's Exchange Card

 <p>Happy Valentine's Day</p>	 <p>Happy Valentine's Day</p>
 <p>To: From:</p>	 <p>To: From:</p>
 <p>Happy Valentine's Day</p>	 <p>Happy Valentine's Day</p>
 <p>To: From:</p>	 <p>To: From:</p>

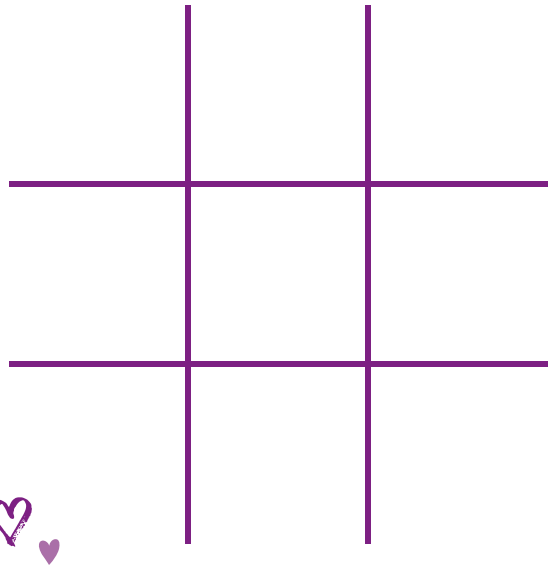
### INSTRUCTIONS

1. Cut out template with utility knife or scissors.
2. Fill treat bag with game board and HERSHEY'S KISSES Candies (5 of each color).
3. Fold the title card in half, place over top the opening of the treat bag, then staple shut.
4. Sign your name on the indicated line.

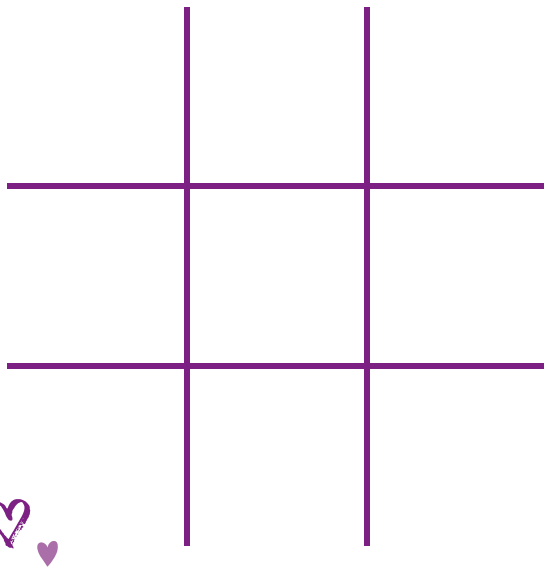
HUGS & KISSES   
**Tic-Tac-Toe**



HUGS & KISSES   
**Tic-Tac-Toe**



HUGS & KISSES   
**Tic-Tac-Toe**



HUGS & KISSES   
**Tic-Tac-Toe**

